

SMEG

TECHNOLOGY WITH STYLE

SMEG was created in 1948 in Guastalla, Emilia Romagna, the kingdom of good food and the Italian way of life. For more than 70 years the company has interpreted the demands of contemporary living to create domestic appliances capable of going beyond mere practical necessities to become design icons.

Thanks to incredible attention to quality, technological content, functionality, aesthetics, and ergonomics, SMEG has become a point of excellence for the concept of "Made in Italy", which proudly exports creativity, style, and Italian passion all over the world.

6.
Stand Mixer

16.
Slow Juicer

20.
Hand Blender

26.
Blender

30.
Citrus Juicer

34.
Drip coffee machine

38.
Espresso Coffee Machine

42.
2 x 2 Slice Toaster

46.
4 x 2 Slice Toaster

50.
4 x 4 slice toaster

54.
Variable Temperature Kettle

58.
Kettle

62.
Technical data

64.
Dolce & Gabbana



THE NEW ICONS OF
THE DOMESTIC SPACE



SMEG 50'S style line was born from the fusion of technology and aesthetics, functionality and evocation of the unmistakable shapes and atmosphere of 50's Style.

Rounded and retro lines and colours are reinterpreted with a modern twist to become protagonists of the kitchen. From the iconic FAB28 fridge, to the latest generation of Small Domestic Appliances, the 50's Style line is composed of unique, versatile, anti-conformist products, and is dedicated to those who love being surrounded by objects with a strong character, without losing sight of high-quality performance.



STAND MIXER

A cake to offer to your friends, the unique scent of home-baked bread or fresh pasta that will amaze your dinner guests. With the SMEG 50's Style Stand Mixer, recipes take shape thanks to a reliable, robust, and efficient assistant.



Cream
SMF02CRUK



Red
SMF02RDUK



Black
SMF02BLUK



Pastel Blue
SMF02PBUK



Silver
SMF02SVUK



Pink
SMF02PKUK



Pastel Green
SMF02PGUK

MIX WITH COLOUR



Cream
SMF03CRUK



Red
SMF03RDUK



Black
SMF03BLUK

STAND MIXER SMF03



White
SMF13VHUK

STAND MIXER
SMF13



SMF02CRUK



SMF02CRUK



SMF03CRUK

SMF02 / SMF03 / SMF13

FEATURES

- Planetary action
- Direct drive motor
- 800 W
- Variable speed control (10 speeds with Smooth Start Function)
- Front accessory port for optional accessories
- Safety lock when mixing head tilted up

- Die-cast aluminum body
- Zinc-alloy base
- Stainless steel lever
- Anti-slip feet

CAPACITY

- No. of egg whites max 12/min 3
- Cake mix max 2.8 Kg
- Bread/pizza/pasta dough max 1.3 Kg
- Whipped cream max 1L
- Flour (standard) max. 1 kg

STAND MIXER

METAL BODY

The robust metal structure of the stand mixer reduces vibrations to a minimum, allowing you to work in total safety.

STAINLESS STEEL OR GLASS BOWL

The ample 4.8L Stainless steel (SMF02/03) or glass bowl (SMF13) with ergonomic handle enables small and large quantities of mixtures to be prepared.

VARIABLE SPEED CONTROL

10 settings guarantee the greatest versatility during the preparation stages. The numbers printed alongside the lever suggest the correct speed based on the accessory in use. Additionally, the smooth start function prevents the ingredients from spilling out when the machine is started.

PLANETARY MOVEMENT

Optimum planetary rotation which guarantees the best homogeneous and perfectly amalgamated mixture.

FRONT ACCESSORY PORT

SMEG offers a wide range of accessories which can be easily inserted through the front accessory port and that will allow you to cut or stretch fresh pasta.



ACCESSORIES

The Smeg Stand Mixer can assist you in every culinary endeavour, adding geniality and versatility to your recipes. Thanks to its standard accessories and the ones purchasable separately, you will be able to really show off your culinary skills! Your creativity has finally found its perfect companion.

STANDARD ACCESSORIES



FLEX EDGES BEATER - SMF03 / SMF13

Flex Edges Beater suitable for creaming and mixing soft ingredients. Dishwasher safe.



NEW
Flex Edges Beater

GLASS BOWL - SMF13

4.8L glass bowl with ergonomic handle. Dishwasher safe.



NEW
Glass Bowl

DOUGH HOOK

Aluminum dough hook to combine and mix leavened doughs, such as those for pasta and pizza, in the best possible way. Dishwasher safe.



Dough Hook

FLAT BEATER

Aluminum flat beater to combine dense mixtures such as those for cakes, frosting, biscuits, and purées. Dishwasher safe.



Flat Beater

WIRE WHISK

Stainless steel wire whisk to whip up egg whites, yolks, cream, and make custards and sauces. Dishwasher safe.



NEW
Wire Whisk

STAINLESS STEEL BOWL - SMF02/SMF03

4.8L polished Stainless steel bowl with ergonomic handle. Dishwasher safe.



Stainless Steel Bowl

POURING SHIELD

The pouring shield prevents splashes whilst the spout makes adding additional ingredients during mixing simple.



Pouring shield



OPTIONAL ACCESSORIES

*SMIC01
Ice Cream
Maker*



ICE CREAM MAKER

Produces ice cream, sorbets and frozen yoghurt's in 20-30 minutes.

*SMGB01
Glass
Bowl*



GLASS BOWL

4.8L glass bowl with ergonomic handle. Dishwasher safe.

*SMSC01
Spaghetti
Cutter*



SPAGHETTI CUTTER

With the spaghetti attachment, it is possible to transform fresh sheets of pasta into spaghetti just 2mm in diameter. Chrome steel.

*SMPC01
Pasta roller
and cutter set*



PASTA ROLLER AND CUTTER SET

Pasta roller, tagliolini cutter and fettuccine cutter. Chrome steel body.

*Stainless
Steel Bowl*



STAINLESS STEEL BOWL

4.8L polished Stainless steel bowl with ergonomic handle. Dishwasher safe.

OPTIONAL ACCESSORIES



FLEX EDGES BEATER

Flex Edges Beater suitable for creaming and mixing soft ingredients. Dishwasher safe.



SMFB02
Flex Edges
Beater

MULTI-FOOD GRINDER

3 discs in Stainless Steel for mincing/grinding (coarse Ø 8mm , medium Ø 4.2mm, fine Ø 3mm) and a silicon disc for cleaning. Body in aluminium alloy.

** Sausage stuffer and kebbe accessories in plastic, silicon accessory for fine and medium grinder disc cleaning, dishwasher safe.*



SMMG01
Multi-food
grinder

SLICER & GRATER

4 drums for slicing and grating. Body in plastic, drums in Stainless steel.

The rotor design allows you to grate and slice directly into a serving bowl.



SMSG01
Slicer
& Grater



SLOW JUICER

For those who love to eat healthily and play sports, for those who wish to diversify their own diet and... for those who are curious about new flavours!

The Smeg Slow Juicer produces the highest quality juice, flavourful and with the intense colour of its ingredients, thanks to fully cold juicing that doesn't use blades but a slow and powerful rotation of a screw pump. As a result of this juicing technology, you can taste a juice which is a real concentrate of healthy nutrients.



Pastel Blue
SJF01PBUK



Black
SJF01BLUK



Cream
SJF01CRUK



Red
SJF01RDUK

JUICE WITH COLOUR



SJF01

FEATURES

Plastic body and hopper
Stainless steel ball lever
Chromed plastic base with anti-slip feet

Slow Squeezing Technology (SST™)
43 rpm
Lever for juice density adjustment
500 ml juice collection chamber in TRITAN™
Auger and strainer rotating brush in ULTEM™*
Rotating brush with 4 brushes (2 silicon) for pure juice
"Reverse" function available
150 W

*ULTEM™ is a SABIC trademark.

ACCESSORIES INCLUDED

2 strainers (fine and coarse)
1 pusher
1 juice container 1L
1 pulp container 1.6 L
2 cleaning brushes
1 recipe book with 12 recipes and recommendations

NB: Slow Juicers are available whilst stocks last.

SLOW JUICER

150W AC MOTOR

Strong and durable AC motor with low noise and low vibration to enhance stability.

43 RPM

Rotation speed of 43 rpm to preserve all the taste and nutrients of the fruit. Reverse function available in case of blockage.

PREMIUM MATERIALS AND DESIGN

High-quality materials (Tritan™ and Ultem™*): resistant, safe and easy to clean.

CONTROL LEVER & JUICE CAP

To adjust the thickness of your juice, mix ingredients inside the chamber and prevent leaking

EASY CLEANING

Easily removable auger, strainer and rotating brushes for easy cleaning.

FINE & COARSE STRAINER

Depending on the filter chosen, obtain a thicker juice or a more liquid one with less pulp.

*ULTEM™ is a SABIC trademark.





HAND BLENDER

Create beautiful soups, jams, mayonnaise and much more, the possibilities are endless with a Smeg hand blender, delivering powerful and controllable blending at the touch of a button.

Small but mighty, when combined with the included attachments, this stylish blender makes chopping, blending, mashing and whisking an easy task.



Cream
HBFO2CRUK



Black
HBFO2BLUK



Pastel blue
HBFO2PBUK



Red
HBFO2RDUK

BLEND WITH COLOUR



Red
HBFO1RDUK



Cream
HBFO1CRUK



Black
HBFO1BLUK



Pastel blue
HBFO1PBUK

HAND BLENDER HBFO1



Red
HBAC01RD



Cream
HBAC01CR



Black
HBAC01BL



Pastel blue
HBAC01PB

OPTIONAL ACCESSORIES HBAC01



HBF01 / HBF02

FEATURES

Variable speed selection with soft touch control

Turbo button

On/Off button

Ergonomic and anti-slip handle

700W Motor

Anti-scratch rim

Stainless Steel blade with FlowBlend System

Detachable Stainless Steel blending arm to allow different attachments to be used.

HBF01 features premium presentation box with soft touch effect.

HBF02 STANDARD ACCESSORIES



CHOPPER



WHISK



MASHER



BEAKER

(the above can be ordered as optional extras for HBF01 - HBAC01)

OPTIONAL ACCESSORIES



HBHD01
Hand blender holder
accessory

HAND BLENDER

VARIABLE SPEED CONTROL

Soft touch control to select speed; rotate clockwise to increase speed and anti-clockwise to decrease speed, for quick easy use. The ergonomic and anti-slip handle offers exceptional comfort during use.

TURBO BUTTON

When an extra power burst is needed, the TURBO button can be pressed for optimum performance.

700W MOTOR

This powerful motor enables easy blending of a variety of foods.

STAINLESS STEEL BLADE WITH FLOWBLEND SYSTEM

Able to blend a wide variety of soft and hard foods, producing high quality results every time.

ANTI SCRATCH RIM

The plastic rim around the bottom of the dome helps protect the pan base whilst blending.

DETACHABLE STAINLESS STEEL BLENDING ARM

The stick arm can be easily removed and replaced by one of the attachments depending on your requirements.





BLENDER

At breakfast for a healthy fruit and yogurt smoothie, after a workout to revitalise yourself with a refreshing drink or at lunch to prepare a quick and simple soup, a Smeg blender perfectly blends ingredients of different textures to perfection.



Red
BLFO1RDUK



Black
BLFO1BLUK



Silver
BLFO1SVUK



Cream
BLFO1CRUK



Pastel Blue
BLFO1PBUK



Pink
BLFO1PKUK



Pastel Green
BLFO1PGUK



White
BLFO1WHUK

BLEND WITH COLOUR



BLF01

FEATURES

800 W (Max 18,000 rpm)
 Motor with Smooth Start function
 3 pre-set functions: ice crush, smoothie, pulse
 4 speeds
 1.5 L BPA-free Tritan Jug
 Transparent lid with measuring cup
 Stainless steel dual blades, detachable

Die-cast aluminum body
 Safety lock
 Overload motor protection
 Backlit chrome knob
 Built-in cord wrap
 Anti-slip feet

OPTIONAL ACCESSORIES

600 ml/ 17 OZ BPA-free Tritan™ bottle
 BPA-free.
 Tritan™ bottle cover with grey silicon
 seal for spout.
 BPA-free Tritan™ cap with spout and
 grey silicon seal.
 Detachable stainless steel blade
 with safety lock.
 Body, cover, cap dishwasher-safe.



BGF01
 Bottle to go

An additional BGF02 bottle to go is also
 available, with no blade assembly included.

BLENDER

DIE-CAST ALUMINIUM BODY

Robust and stable, with anti-slip feet and built-in cord wrap.

BPA-FREE TRITAN™ JUG

Light, resistant and easy to clean jug fitted with a transparent lid including a measuring cup and non-drip spout. Dishwasher safe.

STAINLESS STEEL DUAL BLADES

Removable blades, adjustable to 4 speeds (Max 18,000 rotations per minute), which guarantee the desired degree of blending.

3 PRE-SET PROGRAMS

'Ice crush' to crush ice cubes, 'smoothie' to produce dense and creamy textures, 'pulse' to increase the speed of the blender to your liking by pressing a button.

MOTOR WITH SMOOTH START FUNCTION AND SAFETY LOCK

The smooth start function begins slowly, to facilitate the amalgamation of the ingredients, and then accelerates to reach the selected speed. Safety lock when the blender jug is not correctly fitted.





CITRUS JUICER

Citrus fruits are a great source of concentrated energy to help deal with stress, fatigue, and seasonal changes. Drinking freshly squeezed juice is a real pick-me-up thanks to its abundant supply of vitamins which activate our immune defences and help fight aging. Enjoy the pleasure of a fresh and healthy juice alone or in company.



Pink
CJF01PKUK



Black
CJF01BLUK



Cream
CJF01CRUK



Red
CJF01RDUK



Pastel Blue
CJF01PBUK



Pastel Green
CJF01PGUK



White
CJF01WHUK

SQUEEZE WITH COLOUR



CJE01

FEAUTURES

Tritan™ Lid

Tritan™ Juicing Bowl

Anti-drip Stainless steel spout

Die cast aluminium powder coated body

Stainless steel Reamer

Stainless steel Strainer

Chrome plated plastic ring and inner bowl

Built-in cord wrap

Anti-slip feet

Power: 70 W

Automatic On/Off

CITRUS JUICER

LID

Tritan™ cover to protect from dust when the product is not in use. Can be used as a bowl for fruit and peel.

UNIVERSAL AND PREMIUM REAMER AND STRAINER

Stainless steel and anti-corrosive components ensure complete squeezing from both small and large fruit.

ANTI-DRIP SPOUT

The Stainless steel spout dispenses juice directly into the glass or cup. Tilt up to interrupt the flow and prevent dripping.

PREMIUM JUICING BOWL

Made in Tritan™: BPA-free, impact resistant, easy to remove.

70W MOTOR & AUTOMATIC ON/OFF

Powerful 70W motor with built-in sensor: the juicing process starts once there's pressure on the reamer, for easy and effortless use.





DRIP FILTER COFFEE MACHINE

Smeg Drip Filter Coffee Machines allow you to prepare deliciously aromatic, richly-flavoured coffee which should be savoured slowly, the ideal companion for a hard day at work. Just supply the coffee and water, then let the machine do all the hard work for you!



*Pastel Green
DCF02PGUK*



*Pastel Blue
DCF02PBUK*



*White
DCF02WHUK*



*Black
DCF02BLUK*



*Cream
DCF02CRUK*



*Red
DCF02RDUK*



*Brushed stainless steel
DCF02SSUK*

COFFEE WITH COLOUR



DCF02

FEATURES

- Painted steel housing and lid
- 10 cup capacity glass carafe with handle and lid
- Digital LED Display and Clock
- User-friendly control panel
- 1.4L water tank with water level indicator
- Reusable coffee filter with handle
- Anti-drip system
- Anti-slip feet
- Power: 1050 W
- Optional audio alarm

FUNCTIONS

- Aroma intensity button: Light or Intense
- 1-4 cups function
- Auto start mode: automatic start at a given time
- Clock / Timer lever
- Keep Warm function: 40 minutes
- Adjustable water hardness
- Descaling light indicator
- On/Off button

ACCESSORIES INCLUDED

- Measuring scoop for ground coffee

DRIP FILTER COFFEE MACHINE

LARGE CAPACITY

Up to 10 cups of coffee can be made, ideal when entertaining family and friends.

DIGITAL LED DISPLAY AND CLOCK

For programme selection of Auto start, Aroma taste and Keep warm mode.

AUTO START MODE

Automatically starts brewing at a given time, with pre-selected Aroma intensity

AROMA INTENSITY SELECTOR

Select your preferred Aroma from Light or Intense

KEEP WARM

This handy feature keeps your pot of coffee warm for up to 40 minutes after brewing.

DE-CALC SYSTEM ALARM

The machine will alert you when a descaling is required.





ESPRESSO COFFEE MACHINE

The Italian coffee making tradition finally conquers the domestic space, enchanting coffee lovers. Smeg Espresso Coffee Machine can be used with both ground coffee and paper pods, allowing you to choose amongst your favourite coffee roasters. Bring home all the taste and aroma of the coffee served at your favourite coffee shop.



Pastel Blue
ECF01PBUK



Black
ECF01BLUK



Cream
ECF01CRUK



Red
ECF01RDUK



White
ECF01WHUK



Pink
ECF01PKUK



Pastel Green
ECF01PGUK

COFFEE WITH COLOUR



ECF01

FEATURES

- Thermoblock heating system
- 15 bar professional pressure
- Anti-drip system
- User-friendly control panel
- Removable drip-tray for taller glasses and mugs
- 1L removable water tank with optional water filter
- Anti-slip feet
- Power: 1350 W

FUNCTIONS

- 1-cup button; 2-cup button; Steam option
- Cappuccino system
- Flow stop function to customise your coffee length
- Descaling light indicator
- On/Off button with automatic stand-by

ACCESSORIES INCLUDED

- 3 reusable filters (1 cup, 2 cups, paper pods)
- 1 measure/presser

COFFEE MACHINE

USER FRIENDLY CONTROL PANEL

3 buttons to adjust preferred settings and select single/double espresso or the activation of steam function.

DE-CALC SYSTEM ALARM

The machine will alert you when a descaling is required.

THERMOBLOCK SYSTEM & 15 BAR

Single Thermoblock system to speed up the switching-on and heating of the water. Up to 15 bar, for the best coffee experience.

FILTER HOLDER

Stainless steel filter holder with 3 filters included (single, double, paper pods).

CAPPUCCINO SYSTEM

Mix steam, air and milk in a small beaker to prepare a rich hot froth for your Cappuccino. The wand can be adjusted in different positions.

REMOVABLE CUP TRAY

The steel cup tray can be removed for easy cleaning and to accommodate taller cups or mugs.





2X2 SLICE TOASTER

The Smeg toaster combines ergonomics, functionality, and aesthetic balance. Breakfast, lunch, brunch, or snack - when you fall in love with the SMEG 50's Style toaster, you'll find every available excuse to use it.



Gold
TSF01GOUK



Union Jack
TSF01UJUK



Black
TSF01BLUK



Chrome
TSF01SSUK



Pastel Blue
TSF01PBUK



*Rose Gold**
TSF01RGUK



Red
TSF01RDUK



Cream
TSF01CRUK



Pink
TSF01PKUK




White
TSF01WHUK



Pastel Green
TSF01PGUK

TOAST WITH COLOUR



TFS01

FEATURES

950 W

2 extra-wide slots (36mm each)

6 browning levels

3 pre-set programs: Reheat, Defrost, Bagel

Automatic centring racks

Automatic pop-up

Polished stainless steel crumb tray

Powder coated steel-body


Stainless steel ball lever knob

Backlit chrome knob

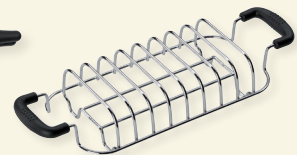
Built-in cord wrap

Anti-slip feet

OPTIONAL ACCESSORIES



TSSR01
2-piece sandwich racks



TSBW01
Bun warmer

2x2 SLICE TOASTER

MULTI-FUNCTION INTERFACE

REHEAT to heat toast or slices of bread, or to continue toasting if the result was not satisfactory, DEFROST is useful for frozen slices of bread, and BAGEL to only brown one side of the bread without toasting the other.

2 LARGE COMPARTMENTS

Self-centering racks in the compartments ensure even toasting of slices of bread, whatever size they may be.

CRUMB TRAY

Stainless steel tray, removable for easy cleaning.

AUTOMATIC POP-UP

When the selected toasting time has finished, the slices pop up automatically.

PRACTICAL ACCESSORIES

Sandwich racks facilitate the heating of the bread with desired filling, and the bun warmer heats paninis, focaccia, or brioche, and can also be used as a serving container for the table!





4X2 SLICE TOASTER

Sliced bread, thick farmhouse loaves, artisan breads, baguettes, or bagels each toasted just the way you want... your wish is the toaster's command! Select between six different browning levels, toast only one side with the bagel function, or simply warm or defrost your bread.



Black
TSF02BLUK



Pink
TSF02PKUK



Pastel Blue
TSF02PBUK



White
TSF02WHUK



Pastel Green
TSF02PGUK



Chrome
TSF02SSUK




Cream
TSF02CRUK



Red
TSF02RDUK

TOAST WITH COLOUR



TFSF02

FEATURES


1500 W
 2 extra-wide slots (36mm each)
 6 browning levels
 3 pre-set programs: Reheat, Defrost, Bagel
 Automatic centring racks
 Automatic pop-up
 Polished stainless steel crumb tray

Powder-coated steel body
 Stainless steel ball lever knob
 Backlit chrome knob
 Built-in cord wrap
 Anti-slip feet

OPTIONAL ACCESSORIES



TSSR02
 2-piece sandwich racks



TSBW02
 Bun warmer

4x2 SLICE TOASTER

MULTI-FUNCTION INTERFACE

REHEAT to heat toast or slices of bread, or to continue toasting if the result was not satisfactory, DEFROST is useful for frozen slices of bread, and BAGEL is to only brown one side of the bread without toasting the other.

2 LARGE COMPARTMENTS

Self-centering racks in the compartments ensure even toasting of slices of bread, whatever size they may be.

CRUMB TRAY

Stainless steel tray, removable for easy cleaning.

AUTOMATIC POP-UP

When the selected toasting time has finished, the slices pop up automatically.

PRACTICAL ACCESSORIES

Sandwich racks facilitate the heating of the bread with desired filling, and the bun warmer heats paninis, focaccia, or brioche, and can also be used as a serving container for the table!





4X4 SLICE TOASTER

The ultimate solution for large families, up to 4 pieces of bread can be toasted at the same time - no more waiting in line to use the toaster! The two independent controls allow maximum versatility.



*Pastel Blue
TSF03PBUK*



*Black
TSF03BLUK*



*Red
TSF03RDUK*



*Chrome
TSF03SSUK*



*Cream
TSF03CRUK*



*Pastel Green
TSF03PGUK*




*Pink
TSF03PKUK*



*White
TSF03WHUK*

TOAST WITH COLOUR



TSF03

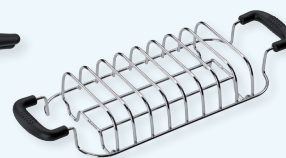
FEATURES

- 2000 W
- 4 extra-wide slots (36mm each)
- 6 browning levels
- 3 pre-set programs: Reheat, Defrost, Bagel
- 2 independent controls
- Automatic centring racks
- Automatic pop-up
- 2 x Polished stainless steel removable crumb trays
- Powder-coated steel body
- Stainless steel ball lever knobs
- Backlit chrome knobs
- Built-in cord wrap
- Anti-slip feet

OPTIONAL ACCESSORIES



TSSR01
2-piece sandwich racks



TSBW01
Bun warmer

4x4 SLICE TOASTER

MULTI-FUNCTION INTERFACE

REHEAT to heat toast or slices of bread, or to continue toasting if the result was not satisfactory, DEFROST is useful for frozen slices of bread, and BAGEL is to only brown one side of the bread without toasting the other.

4 LARGE COMPARTMENTS

Self-centering racks in the compartments ensure even toasting of slices of bread, whatever size they may be.

PRACTICAL ACCESSORIES

Sandwich racks facilitate the heating of the bread with desired filling, and the bun warmer heats paninis, focaccia, or brioche, and can also be used as a serving container for the table!

AUTOMATIC POP-UP

When the selected toasting time has finished, the slices pop up automatically.

CRUMB TRAY

2 x Stainless steel trays, removable for easy cleaning.

2 INDEPENDENT CONTROLS

Allows use of two slots at a time, choose different settings for each pair of slots or toast different types of bread in either side.





VARIABLE-TEMPERATURE KETTLE

Different blends of tea require different temperatures, and the variable temperature kettle allows you to choose from a number of temperatures between 50° and 100°C to customise the water temperature.



Cream
KLFO4CRUK



Red
KLFO4RDUK



Black
KLFO4BLUK



Polished Steel
KLFO4SSUK



Pink
KLFO4PKUK



Pastel Green
KLFO4PGUK



Pastel Blue
KLFO4PBUK



White
KLFO4VHUK

HEAT WITH COLOUR



KLF04

FEATURES

3000 W

7 temperature levels (50°C - 100°C)

Water level indicator

Keep Warm function

Jug capacity 1.7 L

Soft Opening lid system

Removable st/steel limescale filter

Auto shut-off at 100°C

Safety auto shut off without water

360° swivel base

Anti-slip feet

Stainless steel powder-coated body

Stainless steel ball lever knob

Stainless steel spout

Chrome handle

VARIABLE-TEMPERATURE KETTLE

1.7 L CAPACITY, 7 CUPS

STAINLESS STEEL BODY

360° SWIVEL BASE

Base with non-slip feet including electrical connection and a safety system that, in the absence of water, interrupts the operation of the unit.

7 TEMPERATURE LEVELS

It is possible to regulate the temperature from 50°C to 100°C, depending on your requirements.

SOFT OPENING

Gentle opening when you push the lid in the designated place.

LIMESCALE FILTER

Removable and washable stainless steel filter which filters out natural limescale present in water.

KEEP WARM OPTION

A function that enables the water to be kept at the selected temperature up to 20 minutes.





KETTLE

With its mix of technology and retro style, the 50's Style kettle makes every moment special, from breakfast to afternoon tea, from a quick break to relaxing in the evening. It boils water quickly, precisely and efficiently.



*Rose Gold**
KLF03RGUK



Red
KLF03RDUK



Black
KLF03BLUK



Polished Steel
KLF03SSUK



Gold
KLF03GOUK



Pink
KLF03PKUK



Cream
KLF03CRUK



Pastel Green
KLF03PGUK



Pastel Blue
KLF03PBUK



White
KLF03VHUK

HEAT WITH COLOUR



KLF03

FEATURES

3000 W

Jug capacity 1.7 L

Soft Opening lid system

Water level indicator

Stainless steel removable limescale filter

Auto shut-off at 100°C

Safety auto shut-off without water

360° swivel base

Anti-slip feet

Stainless steel powder coated body

Stainless steel ball lever knob

Stainless steel spout material

Chrome handle

KETTLE

1.7 L CAPACITY, 7 CUPS

STAINLESS STEEL BODY

360° SWIVEL BASE

Base with non-slip feet including electrical connection and a safety system that, in the absence of water, interrupts the operation of the unit.

SOFT OPENING

Gentle opening when you push the lid in the designated place.

LIMESCALE FILTER


























Removable and washable stainless steel filter which filters out natural limescale present in water.





TECHNICAL DATA

TECHNICAL DATA

Product	Rating (W)	Net Weight (Kg)	Case Pack	Cable Length (m)	Dimensions HxWxD (mm)		Colours
Stand Mixer SMF02/SMF03/SMF13	800	9.5	1	1	378 (490 head raised) x405x221		
Slow Juicer SJF01	150	7.4	1	1	413x171x270		
Hand Blender HBF01/HBF02	700	2	1	1	414x65x65		
Blender BLF01	800	3.6	1	1	397x197x163		
Citrus Juicer CJF01	70	2.6	1	1	281x189x165		
Drip Coffee Filter Machine DCF02	1050	3.4	1	1	361x245x256		
Espresso Coffee Machine ECF01	1350	5	1	1	303x149x330		
2x2 slice toaster TSF01	950	2.4	1	1	198x310 (325 lever included)x195	 	
4x2 slice toaster TSF02	1500	3.3	1	1	215x394 (410 lever included) x208		
4x4 slice toaster TSF03	2000	3.8	1	1	200x300 (320 lever included) x330		
Variable-Temp Kettle KLF04	3000	1.8	1	1	275x226x171		
Kettle KLF03	3000	1.6	1	1	248x226x171		



S M E G

DOLCE & GABBANA
Sicily is my love

After the success of the **'Frigorifero d'Arte'**, Smeg has once again teamed up with **Dolce and Gabbana** to produce a second collection, called **'Sicily My Love'**. This time around the project sees Sicilian artists using Smeg's award winning small appliance range as their canvases, each exquisitely crafted in celebration of the rich Italian heritage of both brands.

Each item in the 'Sicily is my Love' collection has been expertly decorated with quintessential Sicilian motifs; gold lemons and citrus fruits, prickly pears and bold, bright cherries. These are framed in traditional triangular Sicilian decorations known as 'crocchi'. Each model also boasts a selection of delicate floral designs inspired by the coasts and landscapes of southern Italy and Mount Etna, surrounded by ornamental friezes and decorative leaf motifs.



Each detail featured in the intricate design intrinsically links back to Sicily. More generally, each model is a celebration of the province's culinary delights and traditional dishes. Each model in the collection boasts a unique pattern and is finished with the hallmark **'Made in Italy'** emblem.

For more details please visit www.smeguk.com/sicily-is-my-love/

